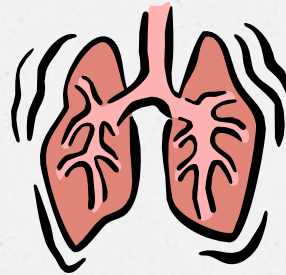
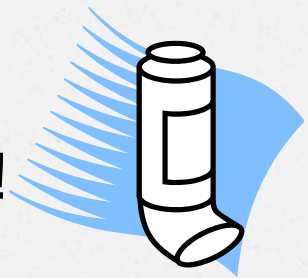


Asthma



Simon Harvey
Casualty Care Course 2012

- o Common
- o Usually self controlled (inhalers)
- o Acute Attack – exercise, cold air, allergy (pollen), chest infection, forgot inhalers
- o Narrowing of airways and mucous
- o Inhalers – blue & brown
- o Blue needed during asthma attack, salbutamol (ventolin), bricanyl
- o Technique of inhaler use important!




Acute Attack

- Wheeze (difficulty exhaling)
- Shortness of breath
- Distressed
- Pulse increases



If not treated...

- o Difficulty talking
- o Exhaustion
- o Cyanosis
- o Silent chest – no wheeze
- o Collapse unconscious
- o Respiratory arrest
- o Death



Worrying Signs

- o Pulse above 120/ min
- o Respiratory rate over 25/ min
- o Cyanosis
- o Patient unable to talk in sentences
- o No response to treatment

Assessment

- o Airway - ? Clear
- o Breathing - ? Wheeze, respiratory rate, colour
- o Circulation - ? Pulse rate




Treatment

- o Oxygen
- o Blue inhaler – 2 puffs (repeat)
- o Record – pulse, respiratory rate, colour, pulse oximetry

- o If collapses A-B-C
- o Resuscitate
- o Advanced support from Doctor

Questions



Asthma The End



Simon Harvey
Casualty Care Course 2012